

Solid Calendar - Documentation



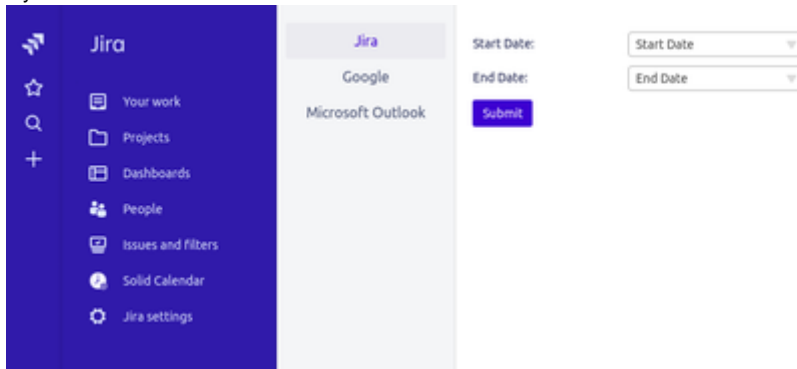
Introduction

Solid Calendar is your calendar in Jira. We provide a solution to combine Jira issues, Outlook events and Google events into one calendar. Make your work more comfortable with Solid Calendar.

Configuration

To get started, the first you'll need to configure your app.

Configure custom fields to synchronize Jira issues. Select issues Planned Start/End date.

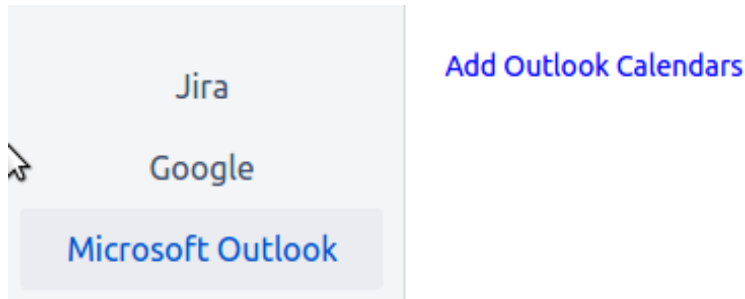


Now you Jira issues will be displayed in Solid Calendar view.

Outlook Integration

To synchronize your outlook events, you should get grand permissions for Solid Calendar.

- **Configuration Microsoft Outlook** click on "Add Outlook Calendars Link"



- Microsoft will show confirmation dialog. Click "Yes".



Let this app access your info?

integration.solical.com

Solid Calendar needs your permission to:



Maintain access to data you have given

Solid Calendar access to

Allows Solid Calendar to see and update the data you gave it access to, even when you are not currently using the app. This does not give Solid Calendar any additional permissions.



View and update your calendars

Solid Calendar will be able to view and update events on your Hotmail calendars.

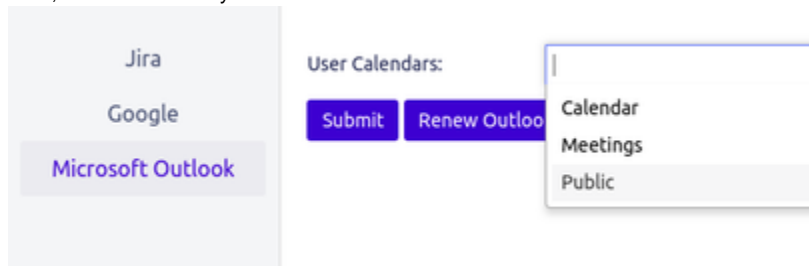
Accepting these permissions means that you allow this app to use your data as specified in their terms of service and privacy statement. **The publisher has not provided links to their terms for you to review.** You can change these permissions at <https://microsoft.com/consent>. [Show details](#)

No

Yes

Congratulate! You you successfully integrate your Outlook Calendar!

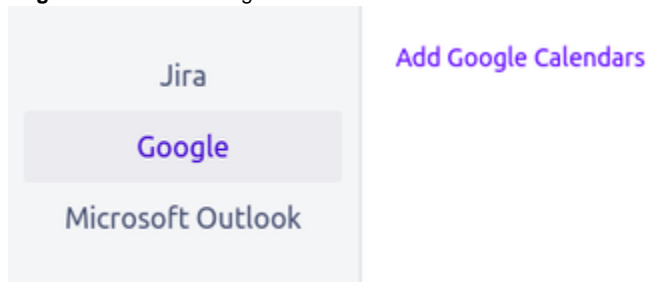
- Now Choose calendar, which wants to synchronize.



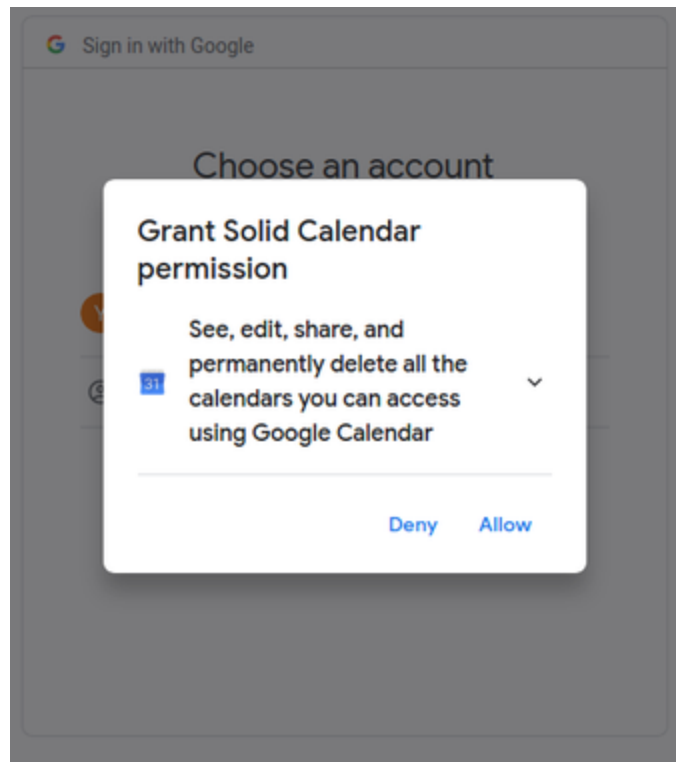
Google Integration

To synchronize your google events, you should get grand permissions for Solid Calendar.

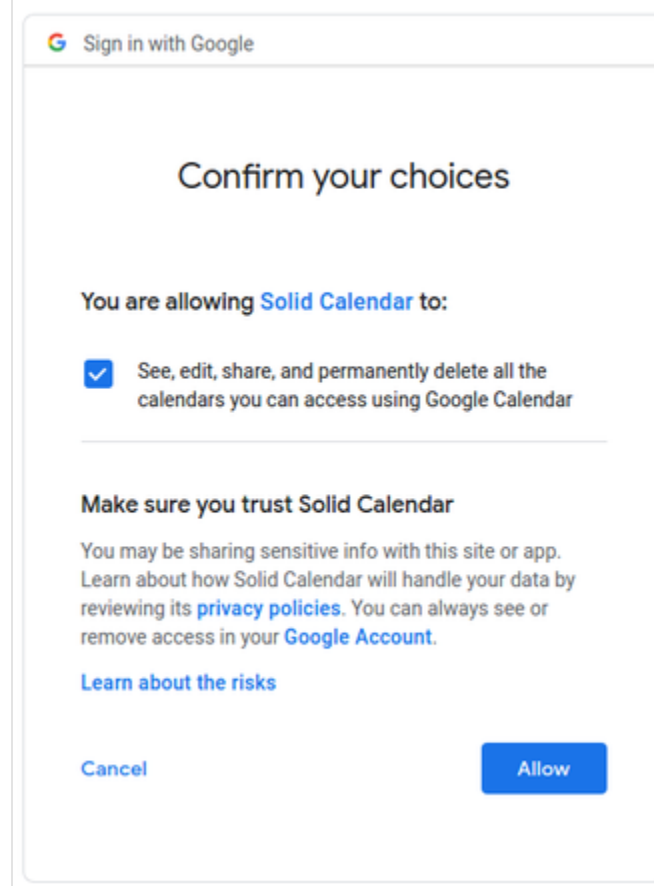
- **Configuration Google** click on "Add Google Calendars" link.



- Google will show confirmation dialog. Click "Allow".

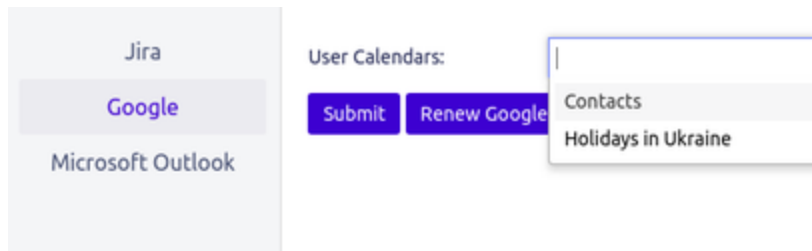


- Click "Allow" one more.



Congratulate! You you successfully integrate your Google Calendar!

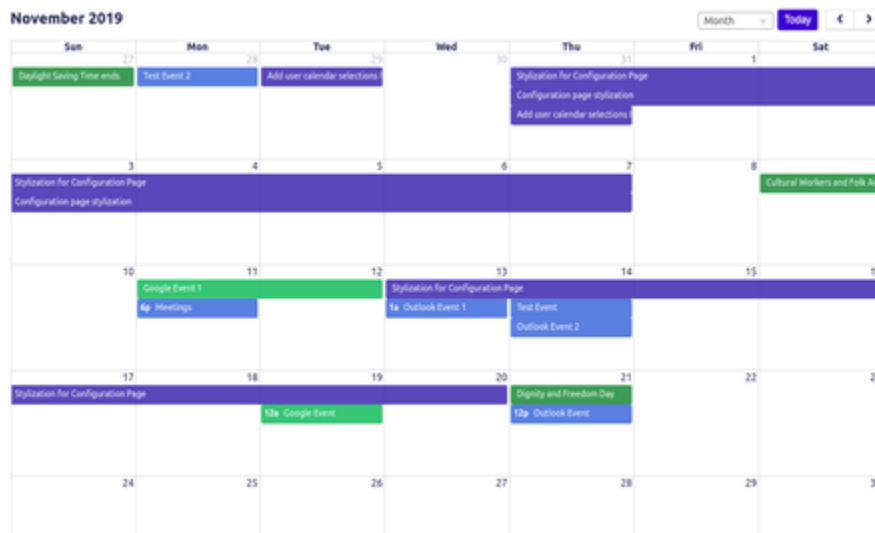
- Now Choose calendar, which wants to synchronize. 'Default' is your main calendar.



Main Calendar

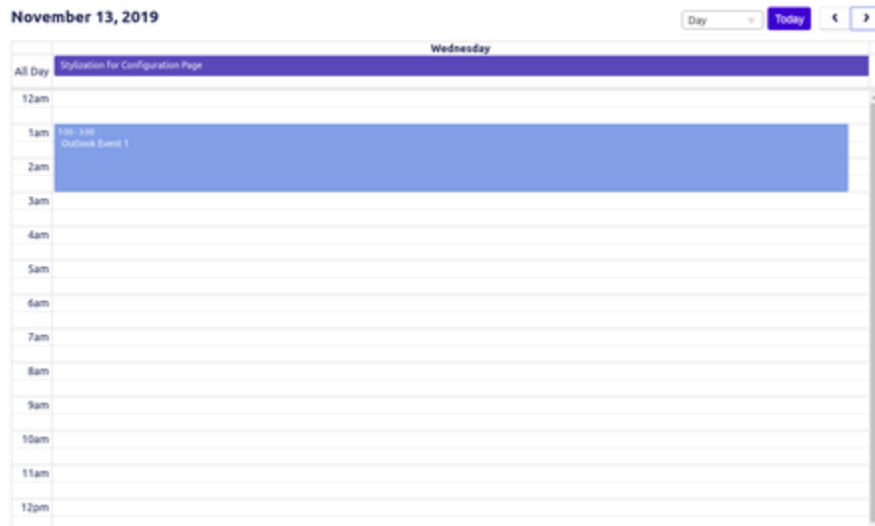
Month View

Month view displays the current month's days, and usually a few days of the previous and next months. Easy for tracking all your activities for the selected month.



Day View

One Day view displays one horizontal days as well as an axis of time, always midnight to midnight, on the vertical axis. Useful for scheduling meetings or other activities for current day.



Schedule View

A schedule view displays events in a simple vertical list for a week. A Schedule view groups all events by day and sort their by time.

Oct 27 – Nov 2, 2019		Schedule	Today	◀	▶
Sunday					October 27, 2019
All Day	●	Daylight Saving Time ends			
Monday					October 28, 2019
All Day	●	Test Event 2			
Tuesday					October 29, 2019
All Day	●	Add user calendar selections for google integrations			
Thursday					October 31, 2019
All Day	●	Stylization for Configuration Page			
All Day	●	Configuration page stylization			
All Day	●	Add user calendar selections for google integrations			
Friday					November 1, 2019
All Day	●	Stylization for Configuration Page			
All Day	●	Configuration page stylization			
Saturday					November 2, 2019
All Day	●	Stylization for Configuration Page			
All Day	●	Configuration page stylization			